

# DCM-500B\_H

## SANITARY CUBELET ICE MACHINE/DISPENSER

Item # \_\_\_\_\_

Project: \_\_\_\_\_

Qty: \_\_\_\_\_

\*AutoCad available on KCL

DCM-500B\_H

10/10

Item # 13226

### DIMENSIONS

W x D x H

#### DCM-500B\_H

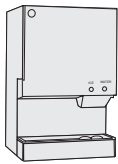
26 x 22<sup>1/2</sup> x 40

#### SD-450

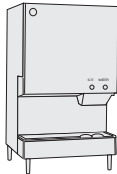
26<sup>1/4</sup> x 22 x 32<sup>1/2</sup>

#### SD-500

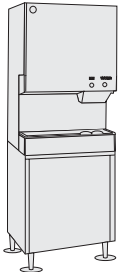
25<sup>9/10</sup> x 22 x 32<sup>3/4</sup>




DCM-500  
Countertop



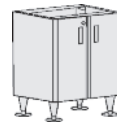
DCM-500  
Countertop  
with optional  
6" legs



DCM-500  
Floor Model  
with optional  
stand



SD-450  
optional  
stand



SD-500  
optional  
stand



### DCM-500BAH

Air-Cooled  
Shown on an optional  
**SD-500 Stand**

### DCM-500BWH

Water-Cooled

### DCM-500B\_H

- CleanCycle12®. Every 12 hours, unit performs 15 minute purge to rid itself of impurities
- Corrosion resistant stainless steel exterior
- Up to 567 lbs. of ice production per 24 hours, with 40 lbs. built-in storage
- Easy to chew, cubelet ice
- Self contained design reducing opportunities for cross contamination
- Dispenses ice and water
- Protected by HoshiGuard Antimicrobial Agent **HOSHIGUARD**



### SD-450 Stand / SD-500 Stand

- Heavy duty stand for floor model icemaker/dispenser
- Corrosion resistant stainless steel exterior
- Easy cleaning with attractive appearance
- Locking doors standard on SD-500



ISO9001-15014:2015

### Warranty

Valid in United States, Canada, Puerto Rico, & U.S. Territories. Contact factory for warranty in other countries.

**Three Year** - Parts & Labor on entire machine. (Serial numbers Vxxxxxj and after.)

**Five Year** - Parts on: Compressor, air-cooled condenser.



# HOSHIZAKI

## DCM-500B\_H SANITARY CUBELET ICE MACHINE/DISPENSER

### DIMENSIONS W x D x H

<b>DCM-500B_H</b>	26 x 22 <sup>1/2</sup> x 40
<b>SD-450</b>	26 <sup>1/4</sup> x 22 x 32 <sup>1/2</sup>
<b>SD-500</b>	25 <sup>9/10</sup> x 22 x 32 <sup>3/4</sup>

- Hands-free ice machine/dispenser
- Optional stand
- Optional stand with locking doors

### AIR-COOLED

Water Temp ° F.	50°	70°	90°	
Air Temp ° F.	70°	535	510	485
80°	461	438	416	
90°	396	<b>385</b>	358	

### WATER-COOLED

Water Temp ° F.	50°	70°	90°	
Air Temp ° F.	70°	567	549	539
80°	529	519	509	
90°	500	<b>495</b>	481	

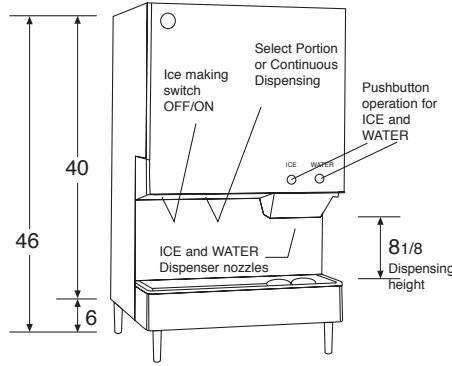
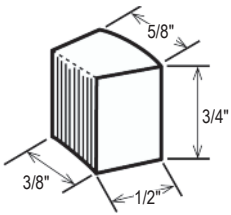
### UTILITY CONSUMPTION

Model Number	KWH per 100 LBS.		Gal. Per 100 LBS.	
	90/70	70/50	90/70	70/50
DCM-500BAH	6.6	4.4	12.0	12.0
DCM-500BWH	4.7	4.1	12.0	12.0

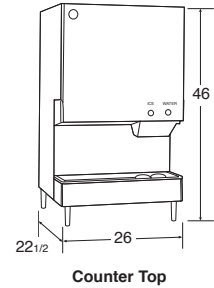
### SPECIFICATIONS

Model Number	Condenser	Amperage	Min. Circuit Ampacity	Shipping Weight
DCM-500BAH	Air-Cooled	12	20	276 lbs.
DCM-500BWH	Water-Cooled	11.5	20	269 lbs.
SD-450	N/A	N/A	N/A	110 lbs.
SD-500	N/A	N/A	N/A	98 lbs.

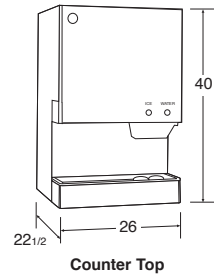
### CUBELET DIMENSIONS



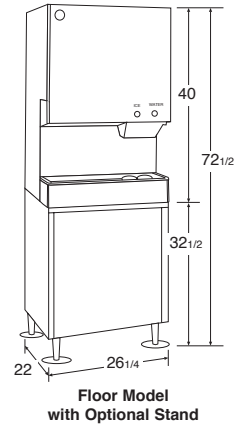
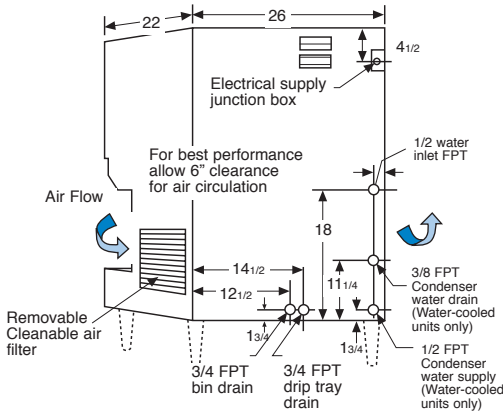
40 lb. Capacity Built-in Bin



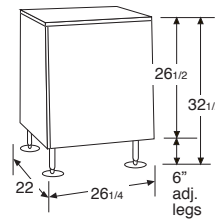
Counter Top



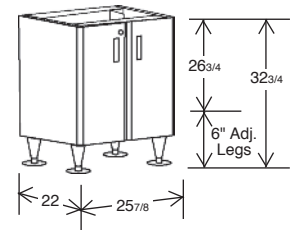
Counter Top



Floor Model with Optional Stand



SD-450



SD-500

### ELECTRICAL & PLUMBING/DCM-500B\_H

- 115V/60/1
- 20 amp Max Fuse Size
- 1/2" FPT Water Inlet
- 3/4" FPT x2 Drain



© HOSHIZAKI AMERICA, INC.

618 Hwy. 74 S., Peachtree City, GA 30269

### OPERATING LIMITS

• Ambient Temp Range	45 - 100°F
• Water Temp Range	45 - 90°F
• Water Pressure	10 - 113psig
• Voltage Range	104 - 127V

### SERVICE

- Panels easily removed and all components accessible for service.
- Removable/cleanable air filter. (Air-cooled model only)

